



Küntscher Society Annual Meeting

A joint organisation with the Belgian
Orthopaedic Trauma Association



Osteosynthese International 2015



Program

www.osteosynthese2015.be

Osteosynthese International 2015

Annual Meeting of the Gerhard Küntscher Society

**A joint organisation with the
Belgian Orthopaedic Trauma Association**



10-11 September 2015

Brussels, Belgium

In the footsteps of

**Louis Joseph Seutin, Albin Lambotte, Jean Verbrugge,
Robert Danis, Robert Soeur and Robert Lacroix**

The Belgian contribution to fracture care

Dear colleagues,

We are very pleased to welcome you at 'Osteosynthese International 2015', the Annual Meeting of the Gerhard Küntscher Society.

In co-operation with the Belgian Orthopaedic Trauma Association the organizing and scientific committees have prepared an interesting scientific program with key-notes, papers and workshops.

This meeting will be a unique opportunity for all involved in orthopedic trauma management, to share their knowledge and expertise. Even if some of you could think that everything has been said, things are evolving every day in these fields. Undoubtedly you will find many topics of interest and discussion.

By housing the symposium in the Academy Palace, we will immerse ourselves in the historical and cultural center of Brussels. The Academy Palace is the seat of the Royal Academies of Belgium for Medicine, Sciences and Arts and was built between 1823 and 1828 for Prince William of Orange. It is a fine example of neoclassicist style characterized by harmonious geometrical proportions and renaissance symmetry. Take the opportunity to wander around the modest garden of this building because it has several interesting statues from well-known sculptors such as Auguste Rodin.

Moreover it might be the occasion to visit and enjoy Brussels, a city with many faces. It is well known as the Capital of Europe with the European Parliament being situated just round the corner of this conference venue. It is a historic city with origins going back to the 10th Century. Particularly spectacular is the historic market place with its magnificent 15th century Town Hall and its beautiful Guild houses. Brussels is also the Capital of Art Nouveau with many buildings that are recognized as World Heritage by UNESCO. The brilliant designs of architects such as Victor Horta and Paul Hankar continue to amaze. But first and foremost, Brussels is a city of the good life: excellent food, cozy pubs and trendy restaurants, and of course Belgian chocolate and beers, some of which are unique in the world.

We wish you an intellectually stimulating meeting and a most enjoyable stay in Brussels.

Pieter Reynders
Congress President

Jan Verbruggen
President of the Küntscher Society

Olivier Cornu
President of BOTA

Gerhard Küntscher Society

Board Members

- **Jan VERBRUGGEN, President**
Maastricht University Medical Center, The Netherlands
- **Georg GRADL, Vice President**
Klinikum München Harlaching, Germany
- **Anica ESCHLER, Secretary**
University of Rostock, Germany
- **Rüdiger HAASE, Treasurer**
Krankenhaus Bethel Berlin, Germany
- **Kemal AKTUGLU**
University of Ege, Izmir, Turkey
- **Roland BIBER**
Klinikum Nürnberg, Germany
- **Peter GIANNOUDIS**
Leeds General Infirmary Chapel Allerton Hospital, United Kingdom
- **Mattheos SAVVIDIS**
General Military Hospital of Thessaloniki, Greece
- **Patrick SIMON**
Hôpital St. Joseph St. Luc, Lyon, France
- **Michael WICH**
Unfallkrankenhaus Berlin, Germany
- **Robert ZURA**
Duke University Medical Center, Durham, USA

Osteosynthese International 2015 Organizing committee

- **Pieter REYNDERS, President**
University Hospital Brugmann Brussels
- **Oliver Cornu, President BOTA**
Cliniques universitaires Saint-Luc, Université catholique de Louvain, Brussels, Belgium
- **Guy PUTZEYS, Vice-President BOTA**
AZ Groeninge Hospital Kortrijk
- **Pol ROMMENS**
University Medical Center Mainz, Germany
- **Frédéric SCHUIND**
Erasme University Hospital Brussels
- **Jan VERBRUGGEN**
President of the Küntscher Society, Maastricht University Medical Center, The Netherlands

Practical Information

Venue

Osteosynthese International 2015 will take place at the Academy Palace on 10 and 11 September 2015.

Address: Academy Palace, Hertogsstraat 1 – rue Ducale 1, 1000 Brussels

House rules

- Please wear your badge at all times
- The venue is a public non-smoking building. For those who need nicotine from time to time, you find ashtrays in front of the main entrance.
- Switch off your mobile phone during the sessions.

Language

The official language of the congress is English. Simultaneous translation will not be provided.

Accreditation

Application for Belgian accreditation has been submitted. Participants will receive a certificate of attendance at the registration desk and need to sign the attendance register.

Coffee and Lunch

Welcome coffee, coffee and tea during the breaks between the sessions and lunch will be served in the 'Patio'

Exhibition

The exhibition highlighting medical and surgical equipment and pharmaceutical products will be held in the "Patio". Access to the exhibition is free for all participants.

Administrative Secretariat

King Conventions bvba

Korte Meer 18, 9000 Gent

Phone: +32 (0)9 235 22 95 Fax: +32 (0)9 233 85 97

E-mail: osteosynthese@kingconventions.be

Social Program

Dinner: Thursday 10 September at 20h00

Venue: **La Maison du Cygne**, grand Place 9, 1000 Brussels

La Maison du Cygne is the gastronomical restaurant "par excellence" on the Grand-Place of Brussels. Behind the facade of the seventeenth century and its famous swan (which gave the name to the restaurant, a swan being a cygne in French) this exceptional house has welcomed plenty of celebrities of the world. It is recognized as one the best restaurants of Brussels in the Michelin guide.

Acknowledgement

The President and Committee Members of the Gerhard Küntscher Society and Belgian Orthopaedic Trauma Association) gratefully acknowledge the support of the following companies and wish to thank them for their contribution.


Platinum Partner



Gold Partner



Silver Partner



Bronze Partner



Faculty members

- **Joris ANTHONISSEN**
Department of Orthopaedics and Traumatology, University Medical Center, Johannes Gutenberg University of Mainz, Mainz, Germany
- **Bertil BOUILLON**
Department of Trauma and Orthopedic Surgery, Cologne-Merheim Medical Center (CMMC), Witten/Herdecke University, Witten, Germany
- **Franz BURNY**
Department of Orthopaedics - Traumatology, Cliniques Universitaires de Bruxelles, Hôpital Erasme, Brussels, Belgium
- **Eric CESAREO**
URMARS, CHU de Lyon, Groupement Hospitalier Edouard Herriot. Hospices Civils de Lyon, Lyon, France
- **Tim CHESSE**
Trauma and Orthopaedic Department, North Bristol NHS Trust, Bristol, UK
- **Olivier CORNU**
Orthopaedic and Trauma Department, Cliniques universitaires Saint-Luc, Université catholique de Louvain, Brussels, Belgium
- **Peter DE PAEPE**
Department of Emergency Medicine, Ghent University Hospital, Ghent, Belgium
- **Antoinette EDWARDS**
Institute of Population Health, Manchester Medical Academic Health Sciences Centre, University of Manchester, Salford, UK
- **Wilhelm FRIEDL**
Klinikum Aschaffenburg, Unfallchirurgie, Orthopädie und Handchirurgie, Aschaffenburg, Germany
- **Patric GARCIA**
Department of Trauma-, Hand- and Reconstructive Surgery, University Hospital Münster, Münster, Germany
- **Torsten GERICH**
Traumatologie des Centre Hospitalier de Luxembourg, Luxembourg, Luxembourg
- **Peter GERMONPRE**
Center for Hyperbaric Oxygen Therapy, Military Hospital - Queen Astrid, Brussels, Belgium
- **Georg GRADL, Vice President**
Klinikum München Harlaching, Germany
- **Dominik GRUSZKA**
Department of Orthopaedics and Traumatology, University Medical Center, Johannes Gutenberg University of Mainz, Mainz, Germany
- **Nael HAWI**
Trauma Department, Hannover Medical School, Hannover, Germany
- **Alexander HOFMANN**
Department of Orthopaedics and Traumatology, University Medical Center, Johannes Gutenberg University of Mainz, Mainz, Germany
- **Jörg HOLSTEIN**
Department of Trauma, Hand & Reconstructive Surgery, University of Saarland, Homburg, Saar, Germany
- **Marc JAYANKURA**
Department of Orthopaedic surgery and Traumatology, Erasme University Hospital, Brussels, Belgium

- **Alan JOHNSTONE**
Department of Orthopaedic Trauma, Aberdeen Royal Infirmary, Aberdeen, Scotland, UK
- **Dimitrios KOULALIS**
Department of Orthopaedic Surgery, Erasme University Hospital, Université libre de Bruxelles, Brussels, Belgium
- **Christian KRETTEK**
Trauma Department, Hannover Medical School, Hannover, Germany
- **Johan LAMMENS**
Department Orthopaedic Surgery, Katholieke Universiteit Leuven, Leuven, Belgium
- **Wolfgang LEHMANN**
Department of Trauma, Hand and Reconstructive Surgery, University Medical Center Hamburg-Eppendorf, Hamburg, Germany
- **Dominique MISSELYN**
Department of Traumatology, UZ Leuven, Leuven, Belgium
- **Stefaan NIJS**
Department of Trauma Surgery and Department Development and Regeneration, University Hospitals Leuven, Leuven, Belgium
- **Philip PAIRON**
Department of Orthopaedics and Traumatology, University Medical Center, Johannes Gutenberg University of Mainz, Mainz, Germany
- **Robin PETER**
Division of Orthopaedics and Traumatology, Geneva University Hospitals, Faculty of Medicine, University of Geneva, Geneva, Switzerland
- **Michael RASCHKE**
Department of Trauma-, Hand- and Reconstructive Surgery, University Hospital Münster, Münster, Germany
- **François PITANCE**
Medical Director Prehospital Trauma Life Support Belgium and Department Anaesthesia and Intensive Care Medicine, CHR de la Citadelle Liège, Liège, Belgium
- **Guy PUTZEYS**
Department of Orthopaedic Surgery & Traumatology, AZ Groeninge Kortrijk, Kortrijk, Belgium
- **Pol ROMMENS**
Department of Orthopaedics and Traumatology, University Medical Center, Johannes Gutenberg University of Mainz, Mainz, Germany
- **Thomas ROSE**
Department Head Burn Unit, Laboratory for Molecular & Cellular Technology, Human Skin- and Keratinocyte Bank, Queen Astrid Military Hospital, Brussels, Belgium
- **Frédéric SCHUIND**
Department of Orthopaedic Surgery, Erasme University Hospital, Université libre de Bruxelles, Brussels, Belgium
- **David SELIGSON**
Department of Orthopedics, University of Louisville, Louisville, KY, United States
- **Filip SIMION**
Department Orthopedics & Traumatology, University Hospitals Brussels, Brussels, Belgium
- **Fabian STUBY**
BG Trauma Center, Eberhard Karls University Hospital, Tuebingen, Germany
- **Peter H. THALLER**
3D-Surgery, Department of Trauma Surgery, Ludwig-Maximilians University, Munich, Germany

- **Maximilien THOMA**
Department of Digestive Surgery, Cliniques Universitaires Saint-Luc, Université Catholique de Louvain, Brussels, Belgium
- **Theodorus TOSOUNIDIS**
Leeds General Infirmary, Leeds, UK
- **Wim VANDESANDE**
Department of Orthopaedic and Trauma Surgery, AZ St Dimna Geel, Geel, Belgium
- **Johan VAN BUSSEL**
Department healthdata.be, Belgian Scientific Institute of Public Health, Brussels, Belgium
- **Isabelle VAN HEERZEELE**
President of the Dutch Society for Simulation in Healthcare and Department of Surgery, Ghent University Hospital, Ghent, Belgium
- **Endre VARGA**
Department of Trauma Surgery, University of Szeged, Albert Szent-Györgyi Clinical Center, Szeged, Hungary
- **Jan VERBRUGGEN**
Department of Surgery, division of Trauma surgery, Maastricht University Medical Center, Maastricht, The Netherlands
- **Michiel VERHOFSTAD**
Trauma Research Unit, Department of Surgery, Erasmus Medical Center, University Medical Center Rotterdam, Rotterdam, The Netherlands
- **Florian WOLF**
3D-Surgery, Department of Trauma Surgery, Ludwig-Maximilians University, Munich, Germany
- **Guido WANNER**
Department of Surgery, Division of Trauma Surgery, University Hospital Zurich, Zurich, Switzerland
- **Robert ZURA**
Department of Orthopaedic Surgery, Duke University Medical Center, Durham, North Carolina, United States

Osteosynthese International 2015 Program at a Glance

Thursday 10 September 2015

07h30	Registration			
	Auditorium Albert II	Marble Room	Jules Bordet	Patio
08h30	Infections & Non- Unions I	.	.	.
10h10	Honorary lecture			
10h25	<i>Coffee Break Poster Viewing</i>			
10h55	Infections & Non- Unions II	.	.	11h00-12h00 Workshop: Surgical treatment of proximal humerus fractures with the MultiLoc Humeral Nailing System
12h05	Short Oral presentation of poster			12h00-13h00 Workshop: Surgical treatment of proximal humerus fractures with the MultiLoc Humeral Nailing System
13h00	<i>Lunch Exhibition</i>			
14h00	Tibia	.	Drawing Lab: Analysis and end-point-first- planning of simultaneous lengthening and deformity correction of femur and tibia	.
15h30	<i>Coffee Break Poster Viewing</i>			
16h00	Deformity correction - limb lengthening	Pelvis - Femur	.	.
16h50	Humerus			
18h15	.			
20h00	Dinner			

Friday 11 September 2015

	Auditorium Albert II	Marble Room	Patio
07h30	Registration		
08h30	Hip & Femur	Ankle - foot	
10h00	<i>Coffee Break Poster Viewing</i>		
10h30	Gerhard Küntscher Lecture		
10h50	Pelvis	Various I	
12h05	Acetabulum		
13h00	<i>Lunch Exhibition</i>		13h00-14h00 Workshop: Surgical treatment of proximal humerus fractures with the MultiLoc Humeral Nailing System
14h00	Femur-Proximal	BOTA Symposium Trauma Registries & Trauma Systems in the EU	
16h00	<i>Coffee Break Poster Viewing</i>		
16h30	Femur	BOTA Symposium Trauma Education	
18h00		General Assembly BOTA	
18h45	General Assembly GKS		

Program in Detail

Thursday 10 September 2015

Auditorium Albert II

08.30-10.10

Infections & Non-Unions I

Moderators: Reynders P., Friedl W.

- 08.30 IL Infected non-unions**
Lammens J. (Leuven, Belgium)
08.43 Q & A
- 08.45 Bone segment transport over an intramedullary nail driven by hydraulics**
Reynders P., Reynders-Frederix C. (Brussels, Belgium)
08.53 Q & A
- 08.55 Tibio-talo-calcaneal arthrodesis using a curved intramedullary nail in patients presenting severe preoperative risk factors for delayed union or non-union**
Maldague P., Devos Bevernage B., Deleu P.-A., Gombault V., Leemrijse T. (Brussels, Belgium)
09.03 Q & A
- 09.05 Treatment of aseptic diaphyseal nonunion of the lower extremities with intramedullary nailing and blocking screws without autografting**
Bilgili M.G., Ercin E., Tanriverdi B., Edipoglu E., Kucukkaya M., Avkan C. (Istanbul, Turkey)
09.13 Q & A
- 09.15 IL Bacteriophages as targeted antimicrobial in septic orthopaedics**
Rose T. (Brussels, Belgium)
09.23 Q & A
- 09.25 Bone marrows concentrate and demineralised bone matrix in the treatment of non unions**
Fonkoue L., Tribak K., Putineanu D., Delloye Ch., Cornu O. (Brussels, Belgium)
09.33 Q & A
- 09.35 Endoscopic guided Tibiotalocalcaneal arthrodesis after failed osteosynthesis of pilon fractures**
Burssens A., Putzeys G., Devos Bevernage B., Van Der Bauwhede J., Michels F. (Ghent, Belgium)
09.43 Q & A
- 09.45 Supra-malleolar osteotomy and retrograde tibial nail for lower extremity correction**
Saccone C., Seligson D., Negran L. (Louisville, KY, USA)
09.58 Q & A
- 10.00 IL The use of massive allografts in diaphyseal reconstruction**
Cornu O. (Brussels, Belgium)
10.08 Q & A

Auditorium Albert II

10.10-10.25

Honorary lecture

Moderators: Seligson D., Burny F.

- 10.10 Limits of external fixation**
Schuind F. (Brussels, Belgium)

10.25-10.55 *Coffee Break*

10.55-12.05

Infections & Non-Unions II

Moderators: Reynders P., Gradl G.

- 10.55 IL** **Late reconstruction after proximal tibial fractures**
Krettek C. (Hannover, Germany)
11.05 Q & A
- 11.07** **Combination of platelet rich plasma with exchange intramedullary nailing in treatment of long bone atrophic non-unions**
Duramaz A., Ursavas H.T., Bilgili M.G., Karaali E., Ones H.N., Avkan M.C. (Istanbul, Turkey)
11.15 Q & A
- 11.17 IL** **Hyperbaric Oxygen Therapy in Crush injury and compartment syndrome**
Germonpre P. (Brussels, Belgium)
11.27 Q & A
- 11.29 IL** **Safety of nailing after external fixation**
Koulalis D., Schuind F. (Brussels, Belgium)
11.39 Q & A
- 11.41** **Post-traumatic amputations of the lower-limb 2005-2015 at the University Hospital of Liège**
Berger M.J., Valcu A. (Liège, Belgium)
11.51 Q & A
- 11.53** **Will I walk again? The challenge of rehabilitation in lower limb amputation**
Brienza S., Prist V., Gierasimowicz-Fontana A., Hatem S.M. (Brussels, Belgium)
12.03 Q & A

Patio

11.00-12.00

Workshop**Surgical treatment of proximal humerus fractures with the MultiLoc Humeral Nailing System**

Auditorium Albert II

12.05-13.00


Short oral presentation of posters

Moderators: Cornu O., Putzeys G.


- 12.05 P1** **Treatment of long bone non-unions with Allomatrix**
De Wouters S., Traore S., Tribak K., Putineanu D., Lecouvet F., Cornu O. (Brussels, Belgium)
- 12.09 P2** **The RIA harvesting system; higher than expected peri-operative morbidity?**
Reijen van N., Derksen R-J., Boer C., Zuidema W.P. (Amsterdam, The Netherlands)
- 12.12 P3** **Long term follow-up and PROMS of patients with a medial clavicle fracture**
Zuidema W.P., Poелеmeijer Y.Q.M. (Amsterdam, The Netherlands)
- 12.15 P4** **Unexpected prolonged activity of DBX on PET-CT six years after implantation**
Reijen van N., Zuidema W.P. (Amsterdam, The Netherlands)
- 12.18 P5** **Visualization of the lateral tibial plateau: a cadaveric study**
Garner M.R., Martin C.R., Mount L.E., Klinger C.E., Thacher R.R., Warner S.J., Helfet D.L., Lorich D.G. (New York, NY, USA)

- 12.22 P6 The diagnostic accuracy of radiographs and magnetic resonance imaging in predicting deltoid ligament ruptures in ankle fractures**
Warner S.J., Garner M.R., Fabricant P.D., Schottel P.C., Loftus M.L., Hentel K., Helfet D.L., Lorich D.G. (New York, NY, USA)
- 12.26 P7 Removal of broken interlocking screws**
Zamora R., Maniar H., Seligson D. (Louisville, KY, USA)
- 12.29 P8 Plastic blocking screw for tibia fractures with proximal or distal short fragments**
Zamora R., Polley N., Himschoot K., Seligson D. (Louisville, KY, USA)
- 12.33 P9 Vertebral artery dissection as a complication in wiplash traumata in young adults**
Mulier T., Ruelens C. (Leuven, Belgium)
- 12.37 P10 Pelvic support osteotomy**
Reynders-Frederix C., Reynders P. (Brussels, Belgium)
- 12.41 P11 About a complex femoral fracture, a plate fracture and a non-union: a case report**
Bhogal H., Lambert J. (Hornu, Belgium)
- 12.45 P12 A randomized trial on the effect of Botulinum Toxin A in decreasing thigh pain or improving range of motion during the distraction osteogenesis of femur**
Lee DH., Ryu KJ., Kim HW., Hwang JH., Sung MK. (Seoul, South Korea)
- 12.49 P13 Epidemiology, demographics and treatment of pelvic ring fractures: a comparative retrospective register study**
Van Den Wyngaert T., Putineanu D., Tribak K., Van Cauter M., Kaminski L., Banse X., Cornu O. (Brussels, Belgium)
- 12.53 P14 Opioid Abuse - Medication assisted therapies**
Easley D., Polley N., Kibbe S. (Louisville, Kentucky, USA)
- 12.56 P15 Opioid abuse disorder, report of a case**
Easley D. (Louisville, Kentucky, USA)

13.00-14.00 Lunch

		Patio
12.00-13.00	Workshop	
Surgical treatment of proximal humerus fractures with the MultiLoc Humeral Nailing System		
		

13.00-14.00 Lunch



**Rommens PM, Hessmann MH.
Intramedullary Nailing. A comprehensive guide**

This book gives an overview of actual knowledge on indications, techniques and results of intramedullary nailing in different skeletal regions of the human body.

See also:

<http://www.springer.com/medicine/orthopedics/book/978-1-4471-6611-5>

14.00-15.30

Tibia

Moderators: Raschke M., Johnson A.

14.00 IL Plate osteosynthesis of the proximal tibia

Raschke M. (Münster, Germany)

14.20 Q & A

14.22 Fluoroscopic imaging of tibial plateau depression: a cadaveric studyGarner M.R., Halvorson J.J., Fabricant P.D., Schottel P.C., Warner S.J., Wellman D.S., Lorich D.G., Helfet D.L. (New York, NY, USA)

14.30 Q & A

14.32 Distal tibial fractures – Intramedullary nailing versus MIPOSavvidis M., Konstantinidis A., Bisbinas E., Georgiannos D., Kapoutsis D., Gkouvas G. (Thessaloniki, Greece)

14.40 Q & A

14.42 IL IM nailing of methaphyseal fractures

Krettek C. (Hannover, Germany)

14.52 Q & A

14.54 Biomechanical comparison of distal interlocking methods at sheep tibia models, used in fixation of distal tibia shaft fractures with intramedullary nailsKaya Y.E., Isik C., Sarman H., Akpınar F. (Bolu, Turkey)

15.02 Q & A

15.04 Intramedullary nailing of the tibia: the semi-extended surgical approach improves final nail position compared with the conventional medial parapatellar approach – A prospective multicentre RCTJohnstone A., Munro C., Caba P., Escriba I., Forward D., Graf M. (Aberdeen, Scotland, UK)

15.14 Q & A

15.16 IL Role of bone substitutes and adjuvant strategiesGarcia P., Raschke M. (Münster, Germany)

15.28 Q & A

15.30-16.00 Coffee Break & Poster Viewing

14.00-15.30

Drawing Lab

Analysis end end-point-first-planning of simultaneous lengthening and deformity correction of femur and tibia

Moderator: Thaller P.H.

15.30-16.00 Coffee Break & Poster Viewing

16.00-16.50

Deformity correction-limb lengthening

Moderators: Thaller P.H., Lammens J.

- 16.00 IL Reconstructing long bone deformities by nails. Simple solutions for complex problems?**
Thaller P.H. (Munich, Germany)
16.18 Q & A
- 16.20 The End Point First (EPF) planning method for deformity correction of the lower extremity**
Wolf F., Fürmetz J., Weidert S., Delhey P., Thaller P.H. (Munich, Germany)
16.28 Q & A
- 16.30 Management of limb-length discrepancy and deformity using PRECICE**
Karakoyun O., Sökücü S., Erol M.F., Küçükkaya M., Kabukçuoğlu Y.S. (Tekirdağ, Turkey)
16.38 Q & A
- 16.40 Is the PRECICE® nail better than the Intramedullary Skeletal Kinetic Distractor (ISKD®)? - A comparative cohort study**
Lee DH., Ryu KJ., Kim HW., Hwang JH., Park H. (Seoul, South Korea)
16.48 Q & A

16.50-18.15

Humerus

Moderators: Verbruggen J., Simion F.

- 16.50 IL Treating humeral fractures. Current strategies**
Verbruggen J. (Maastricht, The Netherlands)
17.00 Q & A
- 17.02 Proximal humerus fracture treated with transdeltoid lateral (MIPO) approach**
Baltov A., Enchev D., Rashkov M. (Sofia, Bulgaria)
17.10 Q & A
- 17.12 Interest of fibula allograft in the management of 4-parts proximal humerus fracture?**
Levy G., Putineanu D., Tribak K., Cornu O. (Brussels, Belgium)
17.20 Q & A
- 17.22 Our experience with humeral nailing**
Simion F., Schiopu D., Illés T., Reynders P. (Brussels, Belgium)
17.30 Q & A
- 17.32 Temporary glenohumeral fixation in select cases of instable shoulder dislocation: a viable option?**
Vercruyssen G., De Wachter G. (Hasselt, Belgium)
17.40 Q & A
- 17.42 Lateral plate-osteosynthesis in the treatment of spiral diaphyseal humeral fractures with a proximal component through an extended deltoid-split approach**
Stevens N., Putzeys G. (Ghent, Belgium)
17.50 Q & A
- 17.52 Objective outcome measures in distal radius fractures treated with a volar locking plate: are they out of sync with patients?**
Ezzat A., Fielding S., Carnegie C.A., Johnstone A.J. (Aberdeen, Scotland, UK)
18.00 Q & A
- 18.02 Closing the gap: a novel technique for humeral shaft nonunions using cup in cone reamers**
Nickel B.T., Klement M.R., Richard M., Zura R., Garrigues G.E. (Durham, NC, USA)
18.10 Q & A

16.00-18.18

Pelvis -Femur

Moderators: Varga E., Jayankura M.

- 16.00 IL Management of severe pelvic trauma**
Krettek C. (Hannover, Germany)
16.10 Q & A
- 16.12 Custom-made lateral femoral hemiarthroplasty for traumatic bone loss: a case report**
Stuyts B., Peersman G., Thienpont E., Van den Eeden E., Van der Bracht H. (Antwerp, Belgium)
16.20 Q & A
- 16.22 The effect of computer-assisted surgery training in the placement of iliosacral screws**
Hubbard E.W., Templeton E., Eward W.C., Green C., Nousiaainen M.T., Zura R.D. (Durham, NC, USA)
16.30 Q & A
- 16.32 Anterior subcutaneous internal plate fixation as part of a 360° degrees treatment of unstable pelvic injuries**
Cootjans K., Putzeys G. (Kortrijk, Belgium)
16.40 Q & A
- 16.42 Mortality-analysis on a 5 year period registration (2009-2013) in the German Pelvic Injury Register : comparison between a Belgian hospital and a pool of German hospitals**
Putzeys G., Stuby F., Aghayev E. (Kortrijk, Belgium)
16.50 Q & A
- 16.52 Operative treatment of acetabular fractures in the elderly in presence of osteoporotic bone**
Molenaers B., Vanlommel J., Vanderschot P. (Leuven, Belgium)
17.00 Q & A
- 17.02 Current imaging guidelines in evaluating periprosthetic complications**
Hendrickx J., Vanrusselt J., Claikens B. (Ostend, Belgium)
17.10 Q & A
- 17.12 Pipkin fractures and dislocations: treatment and long-term results**
Enchev D., Baltov A., Rashkov M., Markov M. (Sofia, Bulgaria)
17.20 Q & A
- 17.22 Fluoroscopic-assisted percutaneous anterior column screw in lateral position: a surgical technique**
Zamora R., Polley N.W., Seligson D. (Louisville, KY, USA)
17.30 Q & A
- 17.32 Implant augmentation of the proximal femur**
Sermon A. (Leuven, Belgium)
17.40 Q & A
- 17.42 IL High tech trauma: current modalities and navigation techniques**
Varga E. (Szeged, Hungary)
17.52 Q & A
- 17.54 IL The iliopubic plate for anterior pelvic fractures**
Gerich T. (Luxembourg, Luxembourg)
18.04 Q & A
- 18.06 IL Chest wall fixation. Is it advantageous ?**
Varga E. (Szeged, Hungary)
18.16 Q & A

08.30-10.00

Hip & Femur

Moderators: Chesser T., Nijs S.

- 08.30 IL Why we should not always nail hip fractures**
Chesser T. (Bristol, UK)
08.40 Q & A
- 08.42 Factors affecting postoperative death in patients above 65 years-old who were operated for hip fracture**
Ocalan E., Ozkayin N., Aktuglu K. (Izmir, Turkey)
08.50 Q & A
- 08.52 In comparison to posterolateral approach, does direct anterior approach on orthopaedic table reduce the dislocation rate after bipolar hemiarthroplasty for neck fracture?**
Jayankura M., Bloemers N., Koulischer S., Clegg E., Matriche C., Schuind F. (Brussels, Belgium)
09.00 Q & A
- 09.02 Clinical results for surgical treatment of femoral neck fracture with Targon FN**
Takigawa N., Yasui K., Eshiro H., Adachi S., Fukai A., Komatsu T., Kinoshita M. (Hyogo, Japan)
09.10 Q & A
- 09.12 Rotational malalignment of the femur after intramedullary nailing in femoral shaft fractures - Incidence and long term functional effects**
Savvidis M., Konstandinidis A., Koutroumanidis K., Bisbinas I., Georgiannos D., Kapoutsis D., Gkouvas G. (Thessaloniki, Greece)
09.20 Q & A
- 09.22 A new surgical solution to prevent contralateral hip fracture: feasibility and safety**
Vienney C., Reynders P., Rigal J., Demezou H., Le Huec J.C., Gunzburg R. (Pessac, France)
09.30 Q & A
- 09.32 Quartets of elastic stable intramedullary nails in pediatric femur fractures**
Nickel B.T., Blizzard D.J., Willimon S.C., Busch M.T. (Durham, NC, USA)
09.40 Q & A
- 09.42 IL Supracondylar Femur fractures, salvage tips & tricks**
Krettek C., Hawi N. (Hannover, Germany)
09.55 Q & A
- 09.57 IL Arthroplasty in Proximal Humerus Fractures**
Nijs S. (Leuven, Belgium)
10.10 Q & A

10.15-10.30 *Coffee Break & Poster Viewing*

08.30-10.05

Ankle & Foot

Moderators: Friedl W., Misselyn D.

08.30 Intramedullary osteosynthesis of ankle fractures with a straight locked nail: XS Nail
Friedl W., Gehr J. (Aschaffenburg, Germany)

08.40 Q & A

08.42 Predictors of failure for delayed surgical treatment of closed ankle fracture-dislocations

Matson A.P., Zura R.D. (Durham, NC, USA)

08.50 Q & A

08.52 Primary tibio-talar-calcaneal arthrodesis with intramedullary nailing for severe non-reconstructible tibial pilon fractures

Putineanu D., Coquay J. (Brussels, Belgium)

09.00 Q & A

09.02 The measurement and clinical significance of syndesmotic reduction after operative fixation of rotational ankle fractures

Warner S.J., Fabricant P.D., Garner M.R., Schottel P.C., Helfet D.L., Lorich D.G. (New York, NY, USA)

09.10 Q & A

09.12 Gait analysis and functional outcome after calcaneal fractures

Leenstra B., van Hove S., de Vos J., Verbruggen J.P.A.M., Willems P., Meijer K., Poeze M. (Maastricht, The Netherlands)

09.20 Q & A

09.22 3D imaging and calcaneus fracture osteosynthesis

Misselyn D. (Leuven, Belgium)

09.30 Q & A

09.32 Number and type of fractures on CT imaging is not a predictor for stability in Lisfranc injuries

Stollenwerck G.A.N.L., Poeze M. (Maastricht, The Netherlands)

09.40 Q & A

09.42 Nailing as a new option in calcaneal fracture treatment

Kalenskiy V.O., Ivanov P.A., Bondarev V.B., Chelnokov A.N., Gluhov D.V., Kononova A. Yu. (Moscow, Rusland)

09.50 Q & A

09.52 Absorbable polydioxanone suture provides fewer wound complications in acute tendo-achilles rupture repair

Baig M.N., Din R. (Tralee, Ireland)

10.00 Q & A

10.05-10.30 *Coffee Break & Poster Viewing*

Auditorium Albert II

10.30-10.45

Gerhard Küntschler Honorary Lecture

Moderators: Verbruggen J., Reynders P.

10.30 The development of intramedullary nailing in the United States
Seligson D. (Louisville, KY, United States)

10.45-10.50 *Transition Time*

10.50-13.00

Pelvis-Acetabulum

Moderators: Peter R., Putzeys G.

Pelvis

- 10.50 IL Acute management of the haemodynamically unstable pelvic ring injury patient**
Wanner G. (Zurich, Switzerland)
- 11.05 IL Spino-pelvic injuries, surgical treatment options**
Lehmann W. (Hamburg, Germany)
- 11.20 IL Surgical options in pelvic ring insufficiency fractures**
Rommens P. (Mainz, Germany)
- 11.35 IL Late results after acute pelvic ring dislocations**
Holstein J. (Saar, Germany)
- 11.50 Discussion**

Acetabulum

- 11.55 IL Acetabulum fractures in the elderly**
Peter R. (Geneva, Switzerland)
- 12.10 IL New implants for acetabulum fracture fixation**
Lehmann W. (Hamburg, Germany)
- 12.25 IL Periprosthetic acetabulum fractures**
Jayankura M. (Brussels, Belgium)
- 12.40 IL What's new in acetabulum fracture fixation**
Tosounidis T. (Leeds, UK)
- 12.55 Discussion**

13.00-14.00 Lunch - Exhibition

10.50-13.00

Various


Moderators: Wolf F., Vandesande W.

- 10.50 Characteristics and management of orthopaedic trauma patients in Médecins Sans Frontières trauma centres in Afghanistan and Haiti**
Trelles M., Van den Bergh R., Santiago L., Qasemi A.Q., Habibullah S.S., Nyaruhirira I., Dominguez L. (Médecins Sans Frontières)
10.55 Q & A
- 10.57 Treatment and outcomes of periprosthetic fractures after total knee arthroplasty multicentre retrospective analysis of 56 cases**
Kyriakidis T., Tsiridis E., Zorman D. (La Louvière, Belgium)
11.02 Q & A
- 11.04 Periprosthetic fractures of the femur - Shift of the treatment paradigm?**
Chelnokov A., Piven I., Shlykov I., Piastopulo K., Semenistyy A. (Moscow, Russia)
11.09 Q & A
- 11.11 Atypical periprosthetic subtrochanteric femur fractures during bisphosphonates therapy. A case report**
Baig M.N., Rice J. (Tralee, Ireland)
11.16 Q & A

- 11.18** **Fixator-assisted nailing with dome-osteotomy enables early full weight bearing in corrective Osteotomy for proximal tibial valgus deformity**
Lee DH., Ryu KJ., Kim HW., Hwang JH. (Seoul, South Korea)
11.23 Q & A
- 11.25** **Salvage procedures of distal tibiofibular fractures by using a retrograde Expert Tibia Nail**
Hensgens R., Govaert G.A.M. (Groningen, The Netherlands)
11.30 Q & A
- 11.32** **Suprapatellar nailing of the tibia and the use of a dedicated trocar sleeve system as a way to avoid cartilage damage in the knee**
Vandesande W., Feyen J., Meeuwssen E., Smits P, Iudicello A., Feyen H. (Geel, Belgium)
11.37 Q & A
- 11.39** **A new device for intraoperative bending of intramedullary nails**
Eilers T., Wolf F., Fürmetz J., Thaller P.H. (Munich, Germany)
11.44 Q & A
- 11.46** **Intraosseous impacted steel sleeves for a minimally invasive approach to the medullar cavity**
Wolf F., Bösl S., Thaller P.H. (Munich, Germany)
11.51 Q & A
- 11.53** **Decreased bone density in geriatric patients does not lead to inferior outcomes after open reduction and internal fixation of tibial plateau fractures**
Garner M.R., Gausden E., Warner S.J., Shaffer A.D., Lorich D.G (New York, NY, USA)
11.58 Q & A
- 12.00** **Lengthening with one PRECICE nail more than its capacity**
Karakoyun O., Erol M.F., Küçükkaya M. (Tekirdağ, Turkey)
12.05 Q & A
- 12.07** **Pathologic recurrent fractures on bone cysts in children: a new minimally invasive approach**
Meirlaen S., Glorion Ch., Cornu O., Docquier P.L. (Brussels, Belgium)
12.12 Q & A
- 12.14** **New semi-automatic detection method of joint penetration during triple-screw internal fixation for femoral neck fractures**
Englebert A., Cornu O., Putineanu D., Tribak K., Cartiaux O. (Brussels, Belgium)
12.19 Q & A
- 12.21** **Superior outcomes after patella fracture fixation with a novel cage plate construct: a prospective cohort study**
Warner S.J., Lazaro L.E., Thacher R.R., Sauro G., Garner M.R., Helfet D.L., Lorich D.G. (New York, NY, USA)
12.26 Q & A
- 12.28** **Local bone density influences clinical outcomes after ankle fracture fixation**
Warner S.J., Garner M.R., Nguyen J.T., Helfet D.L., Lorich D.G. (New York, NY, USA)
12.33 Q & A
- 12.35** **Real-time intramuscular pH measurements: overcoming the limitations of intracompartmental pressure measurements in diagnosing acute compartment syndrome**
Johnstone A.J., Elliott K.G.B. (Aberdeen, Scotland, UK)
12.40 Q & A
- 12.42** **Subcutaneous mini-invasive fasciotomy in acute lower limb compartment syndrome: a cadaveric study**
Vandergugten S., Zemmour L., Lengelé B., Nyssen-Behets C. (Brussels, Belgium)
12.47 Q & A

- 12.49** **Systematic nail removal for mild discomfort: is it acceptable?**
Vanden Bulcke D., Tribak K., Putineanu D., Cornu O. (Brussels, Belgium)
12.53 Q & A

13.00-14.00 **Lunch - Exhibition**

		Patio
13.00-14.00	Workshop Surgical treatment of proximal humerus fractures with the MultiLoc Humeral Nailing System	
		

		Auditorium Albert II
14.00-16.00	Femur-Proximal Moderators: Seligson D., Burny F.	

- 14.00 IL** **Keynote Lecture**
Proximal femur fractures; what is evidence
Rommens P. (Mainz, Germany)
14.20 Q & A
- 14.25 IL** **Stabilization of femoral neck fractures with the Targon FN**
Gruszka D. (Mainz, Germany)
14.45 Q & A
- 14.50 IL** **Do we still need the Regazzoni's DHS plate**
Anthonissen J. (Mainz, Germany)
15.00 Q & A
- 15.05 IL** **Reversed obliquity fractures; value of cerclage**
Hofmann A. (Mainz, Germany)
15.15 Q & A
- 15.20 IL** **Nailing of subtrochanteric fractures**
Pairol P. (Mainz, Germany)
15.30 Q & A
- 15.32** **Influence of rotation and micromovement stable fixation on the failure rate of medial femur neck fracture osteosynthesis**
Friedl W. (Aschaffenburg, Germany)
15.42 Q & A
- 15.44** **Coexisting glenohumeral arthritis increases proximal humerus fracture nonunion after nonsurgical treatment**
Nickel B.T., Klement M.R., Bala A., Zura R., Garrigues G.E. (Durham, NC, USA)
15.57 Q & A

16.00-16.30 **Coffee Break**

16.30-17.45

Femur

Moderators: Jayankura M., De Groof E.

- 16.30** **The role of plastic screws in intramedullary nailing of long bones**
Onyekwelu I., Falls T., Seligson D. (Louisville, KY, USA)
 16.38 Q & A
- 16.40** **Intramedullary fixation with a third generation nail in complex fractures in proximal femur**
Tzachev N., Ivanov N., Hariskov N., Iotov A. (Sofia, Bulgaria)
 16.48 Q & A
- 16.50** **Autodynamic nailing**
Seligson D., Polley N., Zamora R., Craig Wright C., Maniar H. (Louisville, KY, USA)
 17.00 Q & A
- 17.02** **Results of distal femoral fracture with plate osteosynthesis**
Aktuglu K., Colak T., Ozkayin N. (Izmir, Turkey)
 17.12 Q & A
- 17.14** **Double plating for supracondylar femoral fractures**
De Roo K., Oosterlinck D., Putzeys G. (Ghent, Belgium)
 17.22 Q & A
- 17.24** **Complications of intramedullary nailing of trochanteric fractures using the Stryker® Gamma3 TM trochanteric nail. One-year experience**
Cherchi L., Ehlinger M., Taglang G., Adam P., Bonnomet F. (Strasbourg, France)
 17.32 Q & A
- 17.34** **IlluminOss® is a new percutaneous intramedullary rod osteosynthesis using a polymerized monomer – A case series on patients with wrist fractures**
Klitsie P.J., Vegt P.A. (Dordrecht, The Netherlands)
 17.42 Q & A


17.45-18.00

Adjourn

GKS prize of best oral and poster paper

18.00-19.00

General Assembly GKS



Rommens PM, Hessmann MH.
Intramedullary Nailing. A comprehensive guide

This book gives an overview of actual knowledge on indications, techniques and results of intramedullary nailing in different skeletal regions of the human body.

See also:

<http://www.springer.com/medicine/orthopedics/book/978-1-4471-6611-5>

BOTA Symposium 2015

Marble Room

14.00-16.00 **Trauma Registries & Trauma Systems in the EU**
Moderators: Cornu O., Putzeys G.

Trauma Registries

- 14.00 IL** **TARN**
Edwards A. (Salford, UK)
- 14.12 IL** **DGU trauma registry**
Bouillon B. (Witten, Germany)
- 14.24 IL** **Pelvic registry**
Stuby F. (Tuebingen, Germany)
- 14.36 IL** **Healthdata.be**
Van Bussel J. (Brussels, Belgium)

Trauma Systems

- 14.48 IL** **Germany**
Rommens P. (Mainz, Germany)
- 15.00 IL** **United Kingdom**
Chesser T. (Bristol, UK)
- 15.12 IL** **The Netherlands**
Verhofstad M. (Rotterdam, The Netherlands)
- 15.24 IL** **France**
Cesareo E. (Lyon, France)
- 15.36** **Discussion**

16.00-16.30 *Coffee Break*

Marble Room

16.30-18.00 **How to teach trauma in 2015**
Moderators: Cornu O., Nijs S.

- 16.30 IL** **Simulation in training of medicine**
Van Herzeele I. (Ghent, Belgium)
- 16.42 IL** **Sinman training: first experiences in simulating the trauma patient**
Pitance F. (Liège, Belgium)
- 16.54 IL** **ATLS**
Thoma M. (Brussels, Belgium)
- 17.06 IL** **ETC**
De Paepe P. (Ghent, Belgium)
- 17.18 IL** **AO lifelong learning**
Putzeys G. (Kortrijk, Belgium)
- 17.30 IL** **Teaching generation Y**
Nijs S. (Leuven, Belgium)
- 17.42** **Discussion**

Marble Room

18.00-18.15 **BOTA General Assembly**

EXPERT NAILS – AS VERSATILE AS YOU



BROAD
INDICATIONS



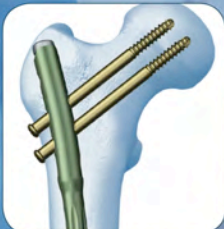
USER
FRIENDLY



STABLE
FIXATION



EFFICIENCY



EXPERT LFN



EXPERT TN



EXPERT R/AFN

DISCOVER HOW EASY
YOUR FUTURE COULD BE

